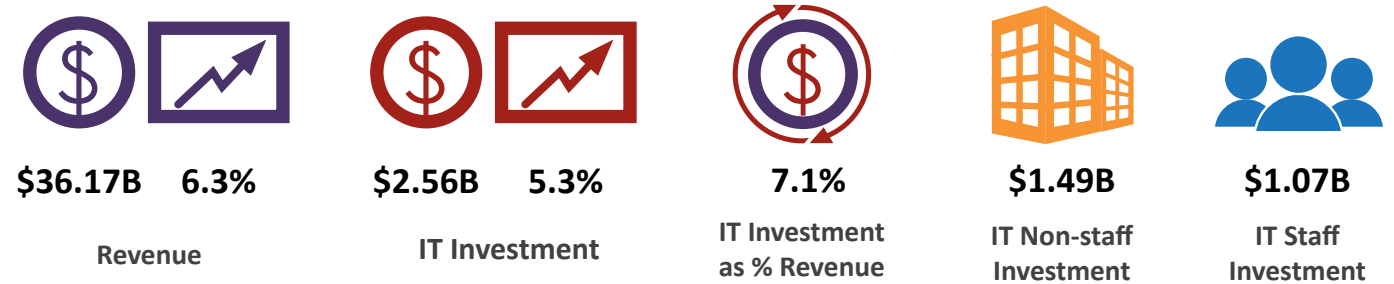
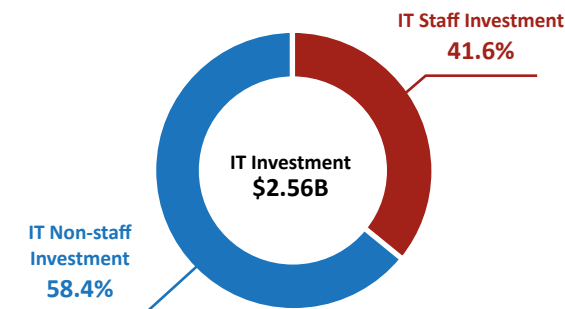


## AUSTRALIAN AND NEW ZEALAND UNIVERSITY SECTOR 2017 SUMMARY

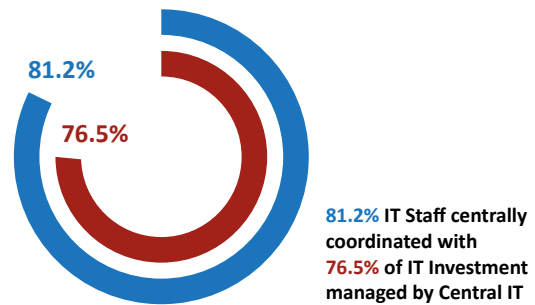


In 2017, investment in IT increased by 5.3% to \$2.56B while total revenue reported by the 47 Australian and New Zealand universities increased by 6.3%.

### IT Investment Profile




### Central Coordination



### IT Investment per Student EFTSL



### Student EFTSL per IT Staff FTE



### IT Investment Total Staff FTE



### IT Staff Gender Profile

