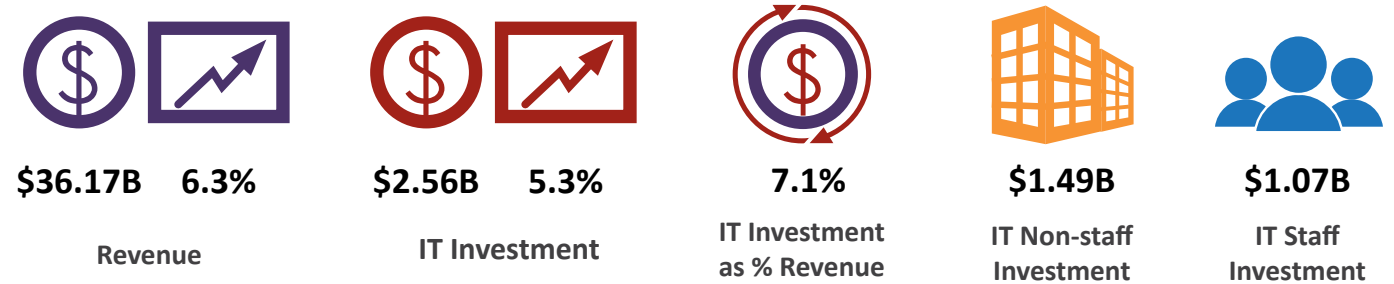
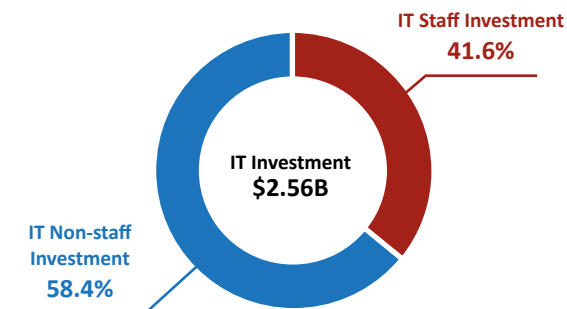


AUSTRALIAN AND NEW ZEALAND UNIVERSITY SECTOR 2017 SUMMARY

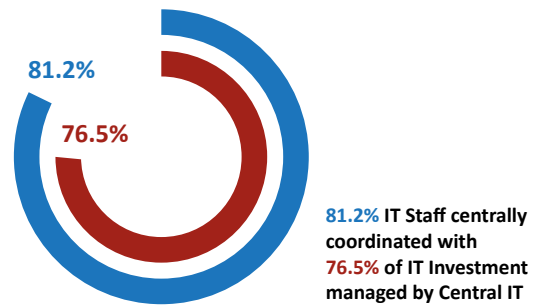


In 2017, investment in IT increased by 5.3% to \$2.56B while total revenue reported by the 47 Australian and New Zealand universities increased by 6.3%.

IT Investment Profile




Central Coordination



IT Investment per Student EFTSL



Student EFTSL per IT Staff FTE



IT Investment Total Staff FTE



IT Staff Gender Profile

